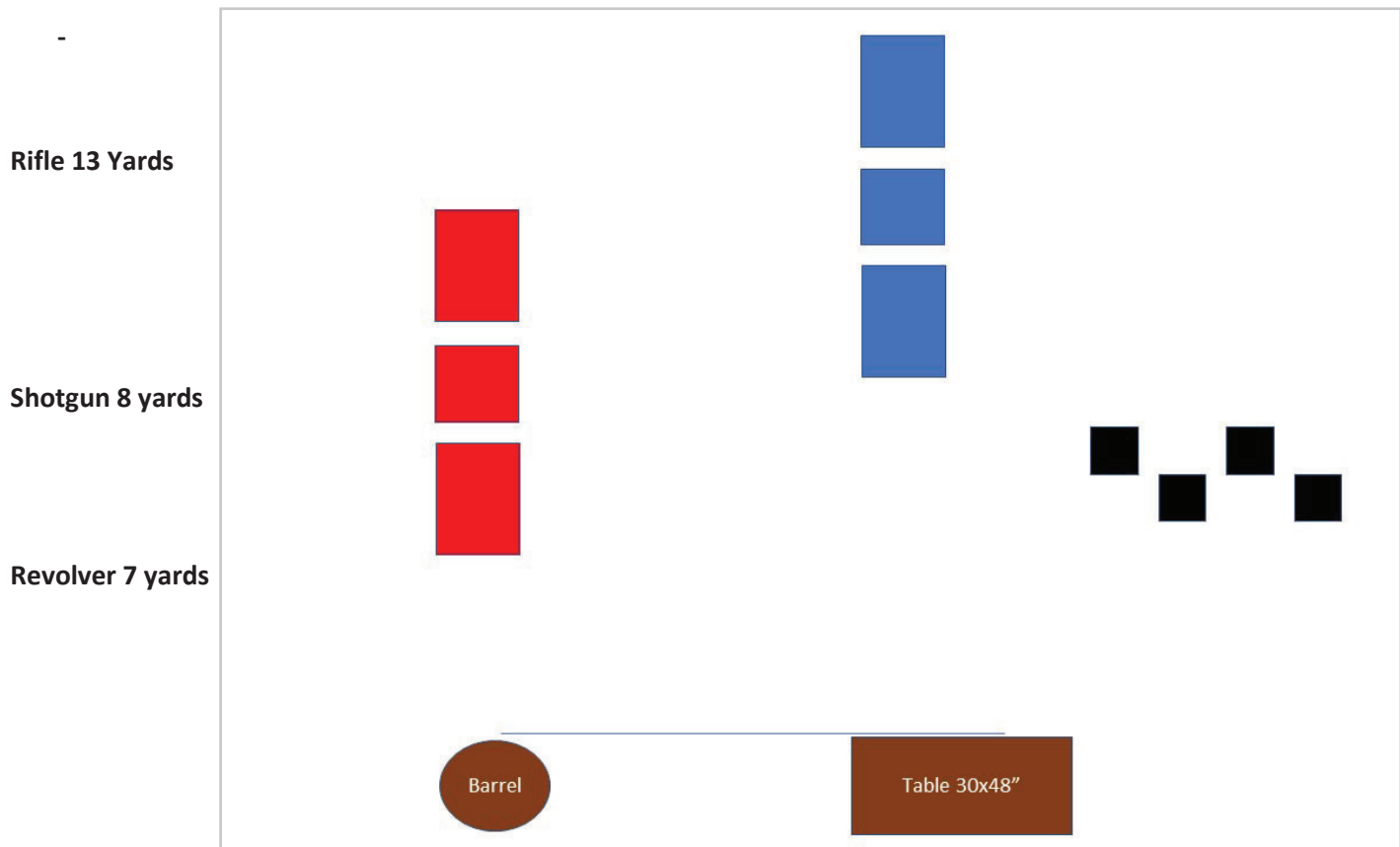


## Stage 6



Round Count 10 revolver, 10 rifle, 4+ shotgun

Staging: revolvers holstered, rifle and shotgun staged on table

Gun order: Shotgun, rifle, revolvers

Starting Position: Shotgun in hand, standing in front of shotgun targets

Starting line: "Happy New Year!"

After the beep:

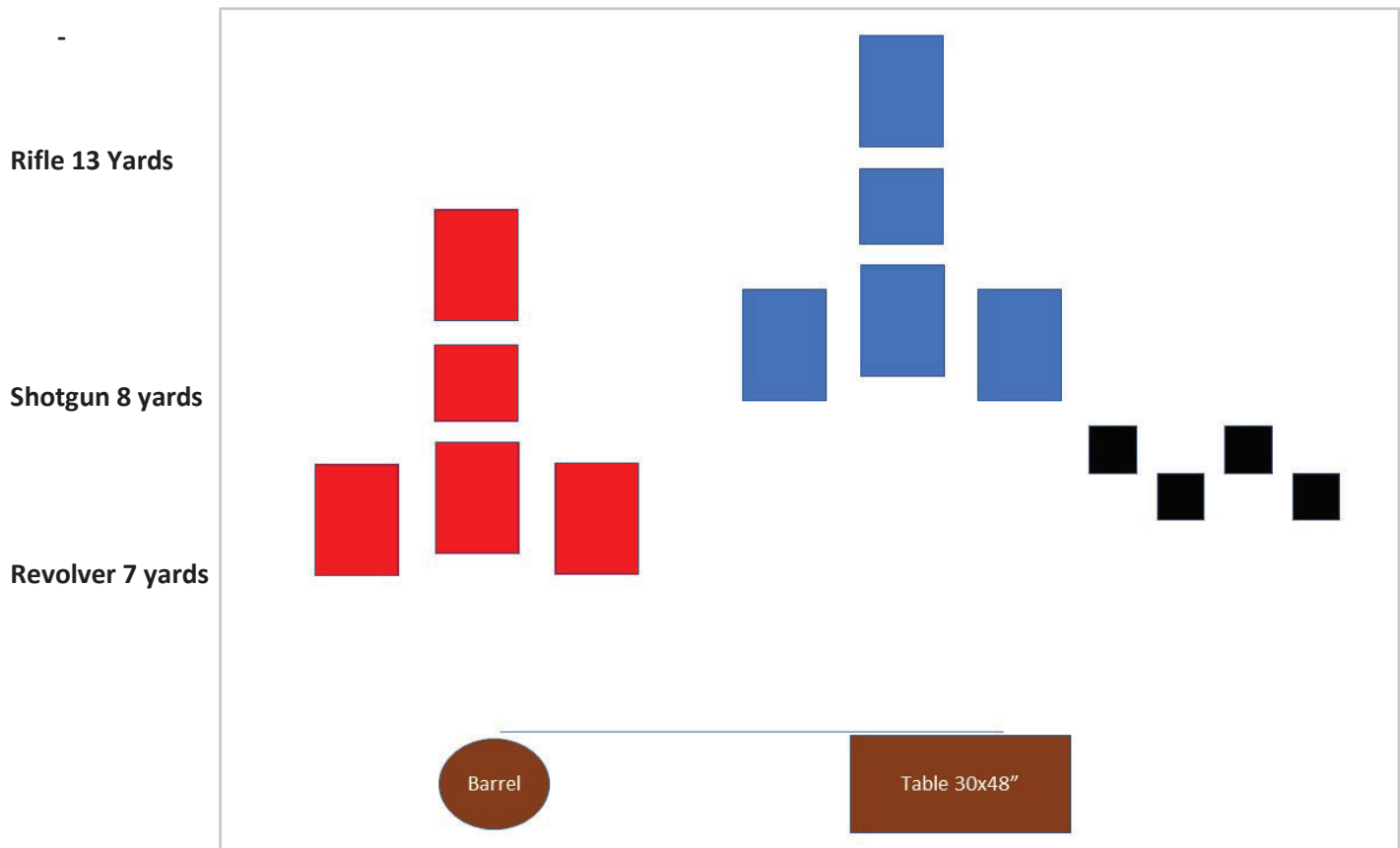
Shotgun Standing to the right of the table centered in front of shotgun targets, shoot knockdowns in any order until down. Make shotgun safe on table..

Rifle From behind table, engage targets with a continuous Nevada sweep starting at either top or bottom

Revolvers From behind barrel, engage targets with a continuous Nevada sweep starting at either top or bottom.

Additional Instructions:

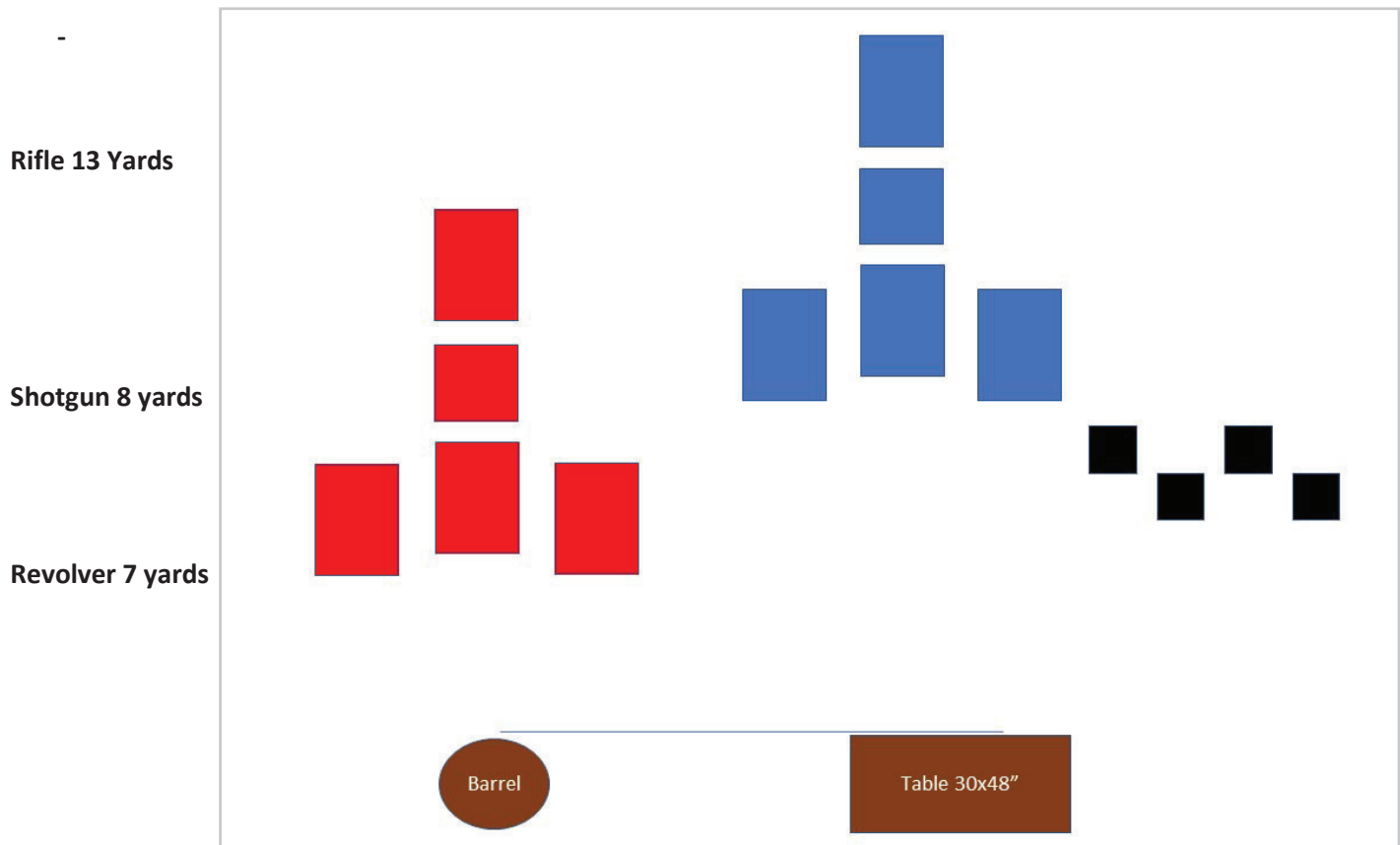
## Stage 5



- Round Count      10 revolver, 10 rifle, 4+ shotgun
- Staging:            revolvers holstered, rifle and shotgun staged on table
- Gun order:         Revolvers, rifle, shotgun or rifle, shotgun, revolvers
- Starting Position:    Hands at SASS default
- Starting line:       "Things are looking up!"
- After the beep:
- Revolvers            From behind barrel, double tap center stack starting at top or bottom then double tap outside targets.
- Rifle                 From behind table, double tap center stack starting at top or bottom then double tap outside targets.
- Shotgun              From behind table, shoot knockdowns in any order until down.

Additional Instructions:

## Stage 4



Round Count 10 revolver, 10 rifle, 4+ shotgun

Staging: revolvers holstered, rifle and shotgun staged on table

Gun order: Revolvers, rifle, shotgun

Starting Position: Hands above shoulders, shrugging

Starting line: "Maybe we took that too far"

After the beep:

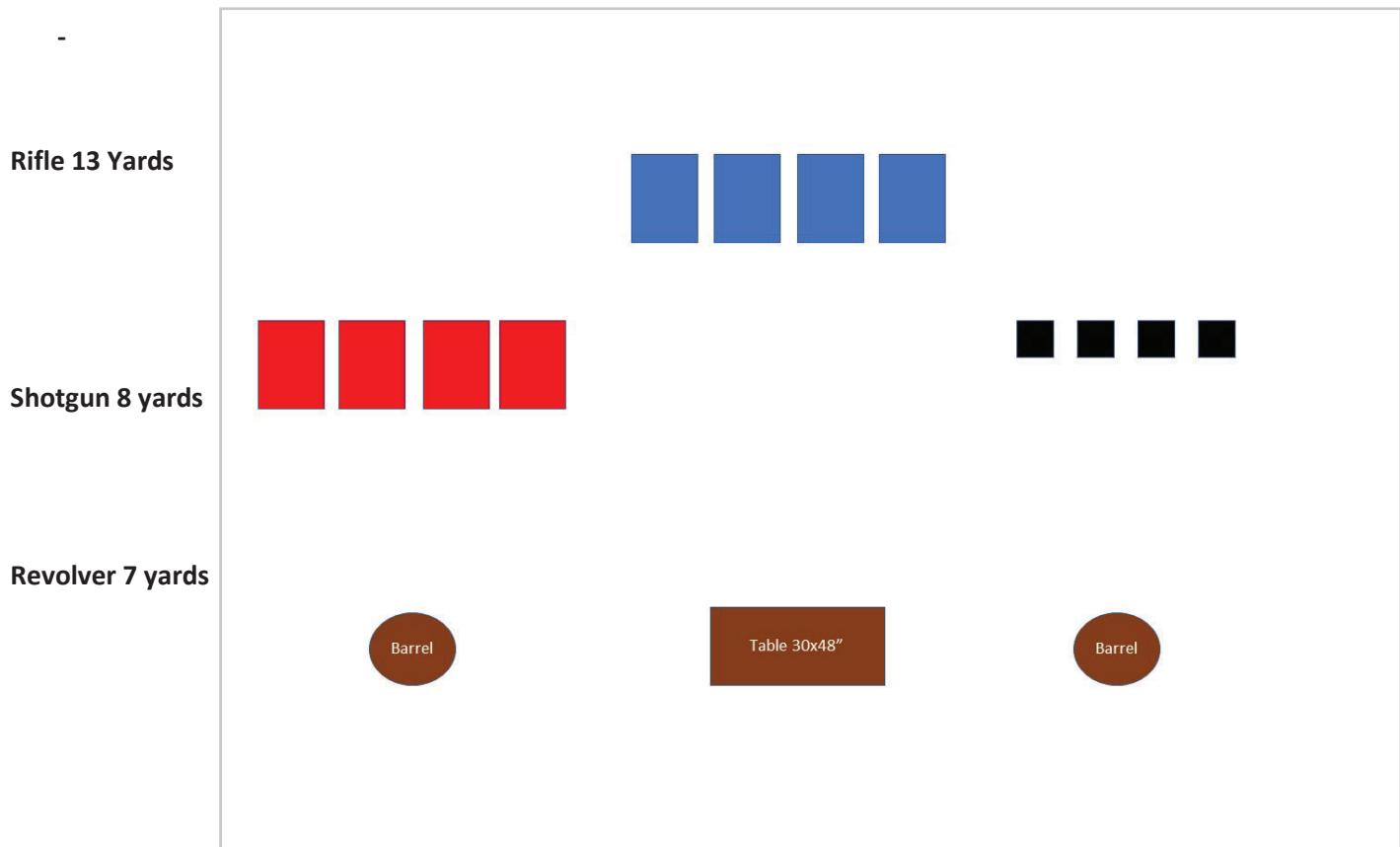
Revolvers From behind barrel, single tap outside targets then single tap center stack starting from either top or bottom. Repeat.

Rifle From behind table, single tap outside targets then single tap center stack starting from either top or bottom. Repeat.

Shotgun From behind table, shoot knockdowns in any order until down.

Additional Instructions:

### Stage 3



Round Count 10 revolver, 10 rifle, 4+ shotgun

Staging: revolvers holstered, rifle staged on table and shotgun staged on right barrel

Gun order: Revolvers, Shotgun, Rifle

Starting Position: Hands at Texas Surrender

Starting line: "Anyone can be president, right?"

After the beep:

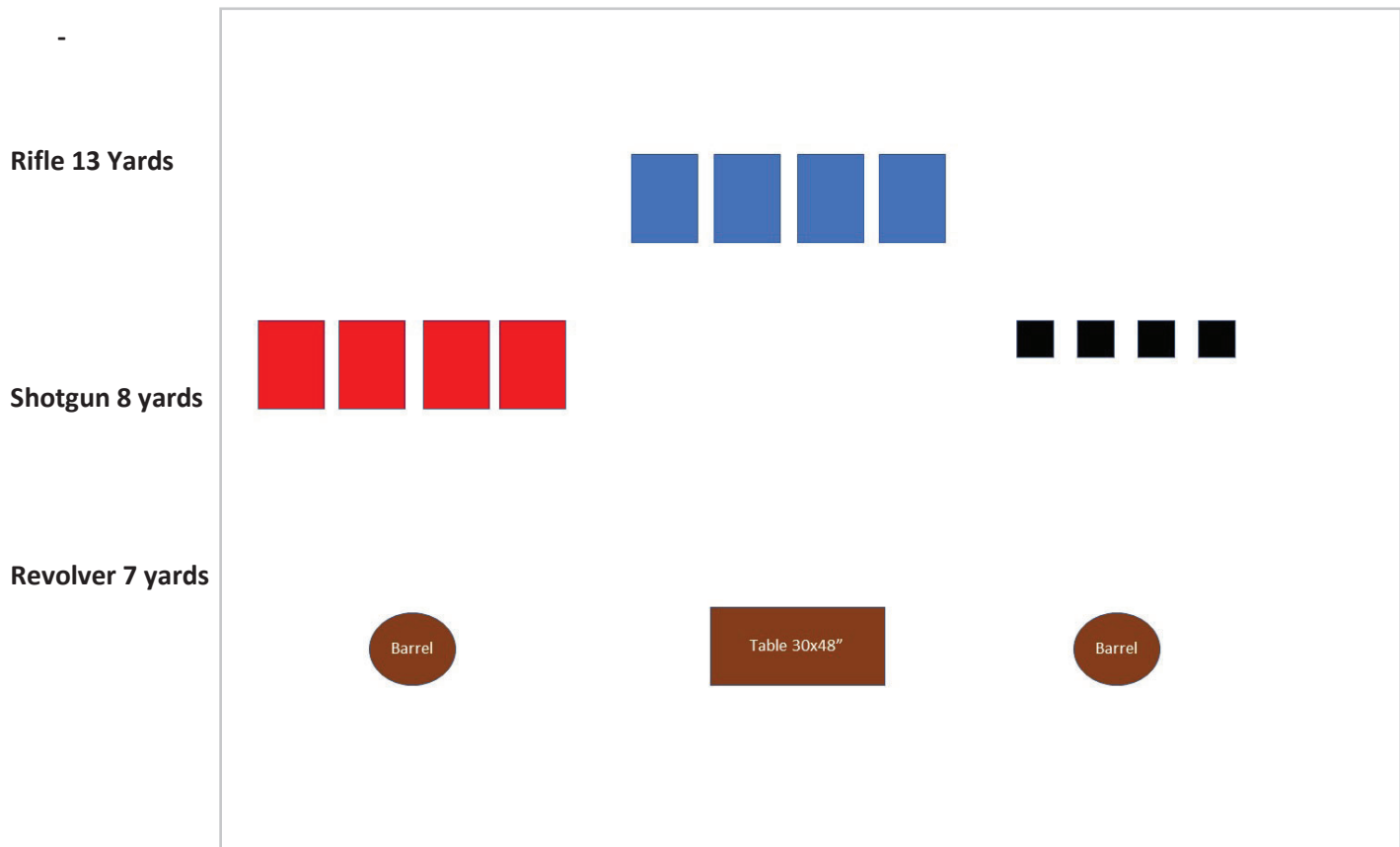
Revolvers From behind left barrel, triple-tap end target then double tap middle targets, then triple tap other end target.

Shotgun From behind right barrel, shoot knockdowns in any order until down.

Rifle From behind table, engage targets following revolver instructions

Additional Instructions:

## Stage 2



Round Count 10 revolver, 10 rifle, 4+ shotgun

Staging: revolvers holstered, rifle staged on table and shotgun staged on right barrel

Gun order: Shotgun, Rifle, Revolvers or Revolvers, Rifle, Shotgun

Starting Position: Gun(s) of choice in hand

Starting line: "Wasn't sure we'd make it!"

After the beep:

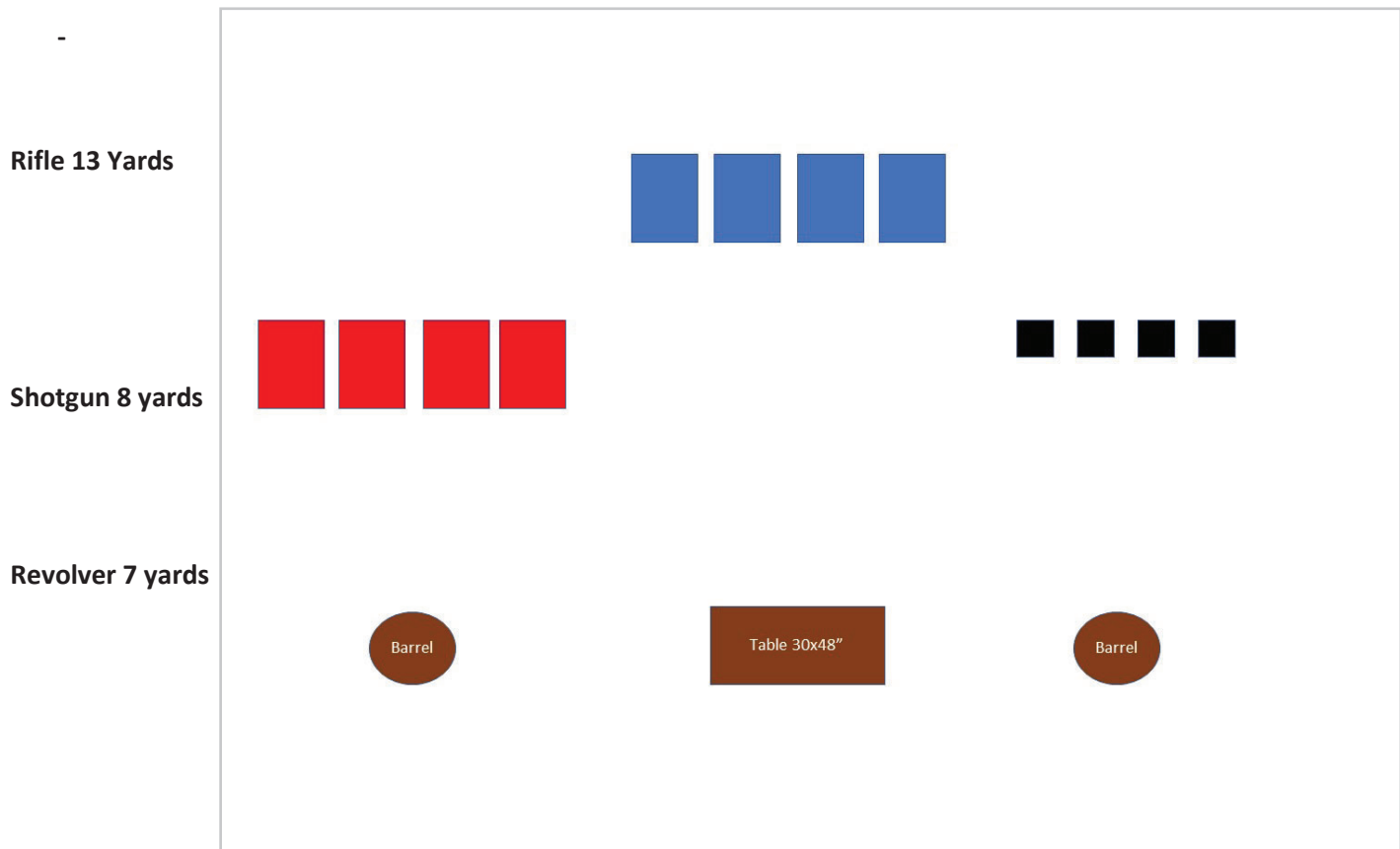
Revolvers From behind left barrel, Double-tap end target then single tap sweep remaining targets. Repeat from opposite end.

Rifle From behind table, engage targets following revolver instructions (Yep, this means the shooter triple-taps the end target on the second sweep)

Shotgun From behind right barrel, shoot knockdowns in any order until down.

Additional Instructions:

## Stage 1



Round Count 10 revolver, 10 rifle, 4+ shotgun

Staging: revolvers holstered, rifle stage on table, shotgun staged on barrel

Gun order: Revolvers, rifle, shotgun

Starting Position: Behind left barrel, wiping forehead with one hand

Starting line: "What a year!"

After the beep:

Revolvers From behind left barrel, engage targets with a Hillbilly sweep starting on either end.  
(P1-P1-P2-P1-P2-P3-P1-P2-P3-P4 or P4-P4-P3-P4-P3-P2-P4-P3-P2-P1)

Rifle From behind table, engage targets following revolver instructions

Shotgun From behind right barrel, shoot knockdowns in any order until down.

Additional Instructions: