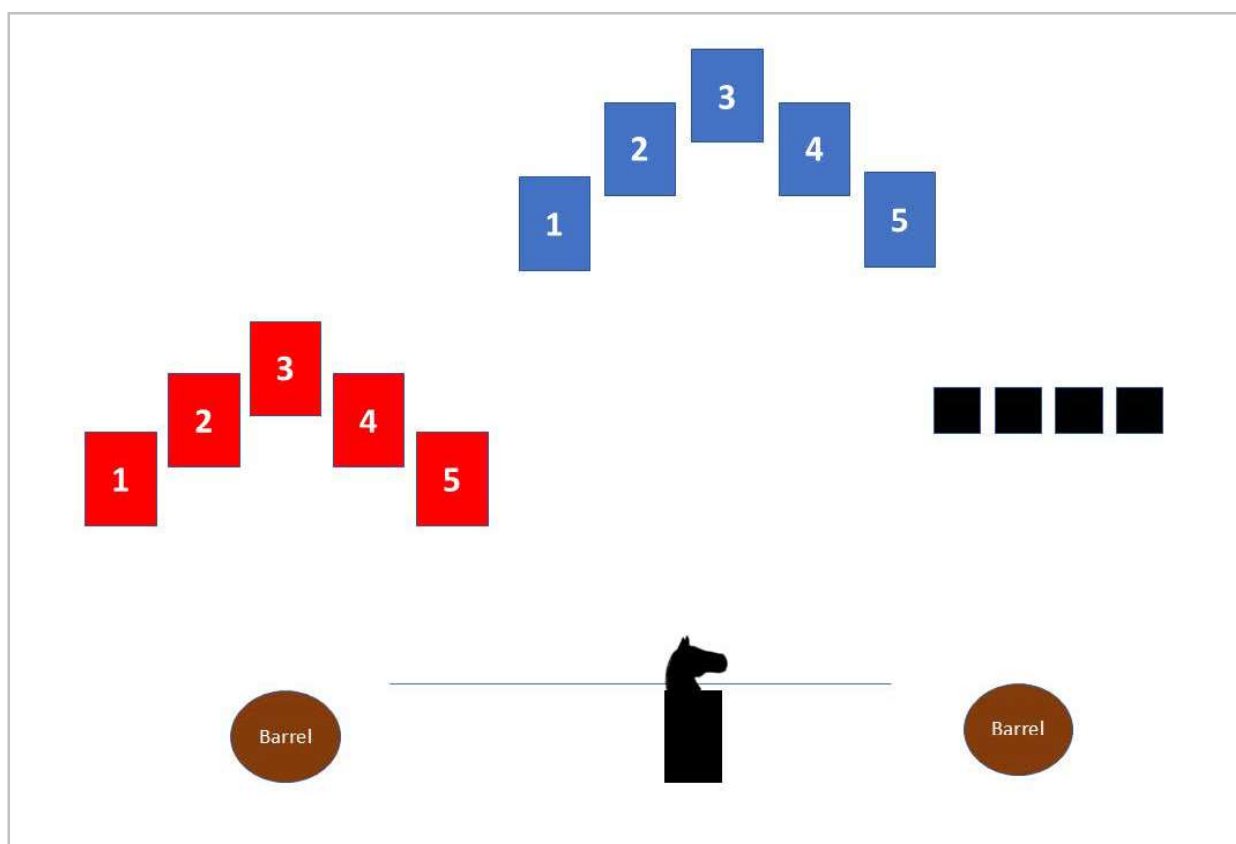


Stage 1

Rifle 13 Yards

Shotgun 8 yards

Revolver 7 yards



Round Count 10 revolver, 10 rifle, 4+ shotgun

Staging: Revolvers holstered, rifle staged on "reindeer", shotgun staged on right barrel

Gun order: Revolvers first

Starting Position: Behind left barrel, revolver(s) in hand

Starting line: "Christmas is coming!"

After the beep:

Revolvers Single-tap each target in a 3 Musketeers sweep--All, Four, one. Sweep across all 5 targets from left to right, then first 4 targets, then first target.

Rifle Shoot far targets from left or right of "reindeer" using revolver instructions.

Shotgun From behind right barrel, shoot knockdowns in any order until down.

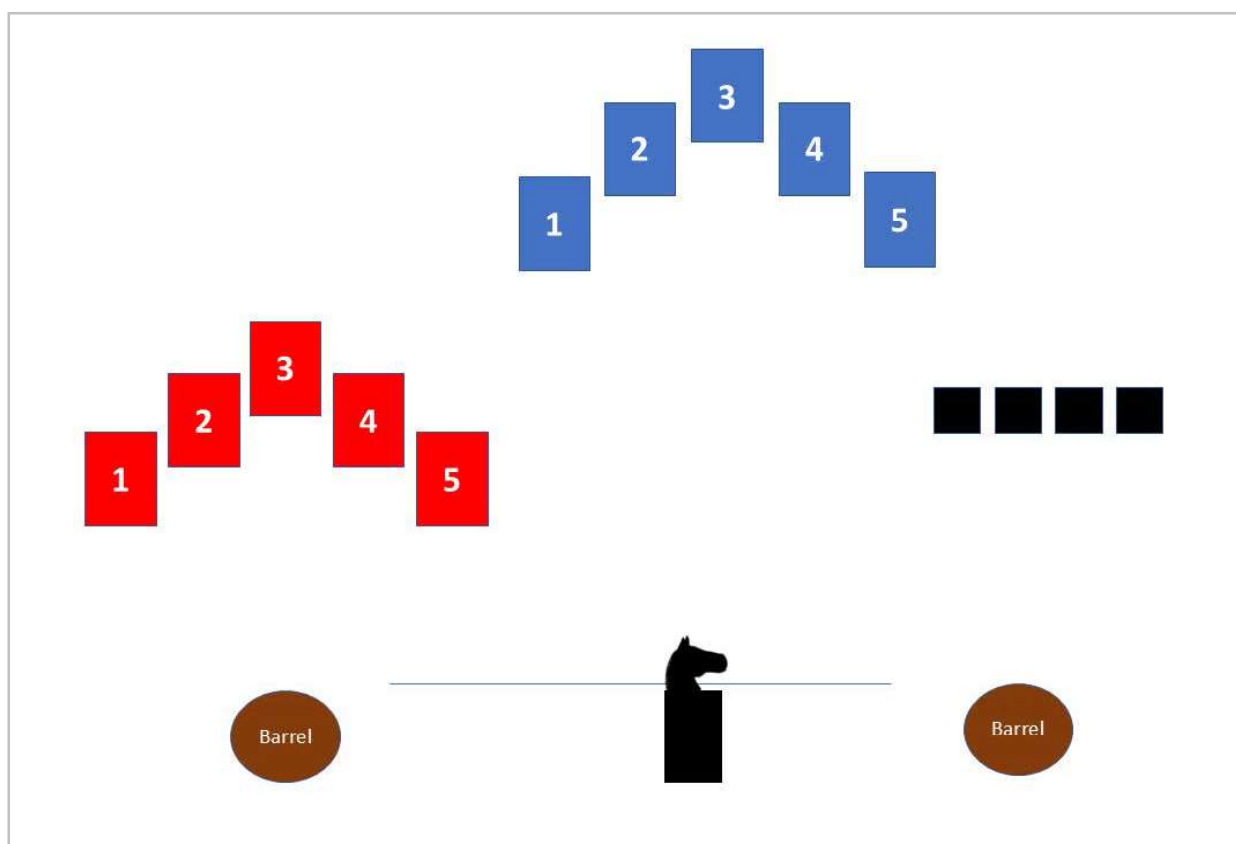
Additional Instructions:

Stage 2

Rifle 13 Yards

Shotgun 8 yards

Revolver 7 yards



Round Count 10 revolver, 10 rifle, 4+ shotgun

Staging: Revolvers holstered, shotgun staged on right barrel

Gun order: Rifle, shotgun, revolvers

Starting Position: Standing to right of "reindeer", rifle at the ready

Starting line: "Has Santa got your letter?"

After the beep:

Rifle Double-tap far center target then double-tap two bottom targets then double tap two remaining targets.
For example: R3-R3-R1-R1-R5-R5-R2-R2-R4-R4

Shotgun From behind right barrel, shoot knockdowns in any order until down.

Revolvers From behind left barrel, shoot close targets following rifle instructions.

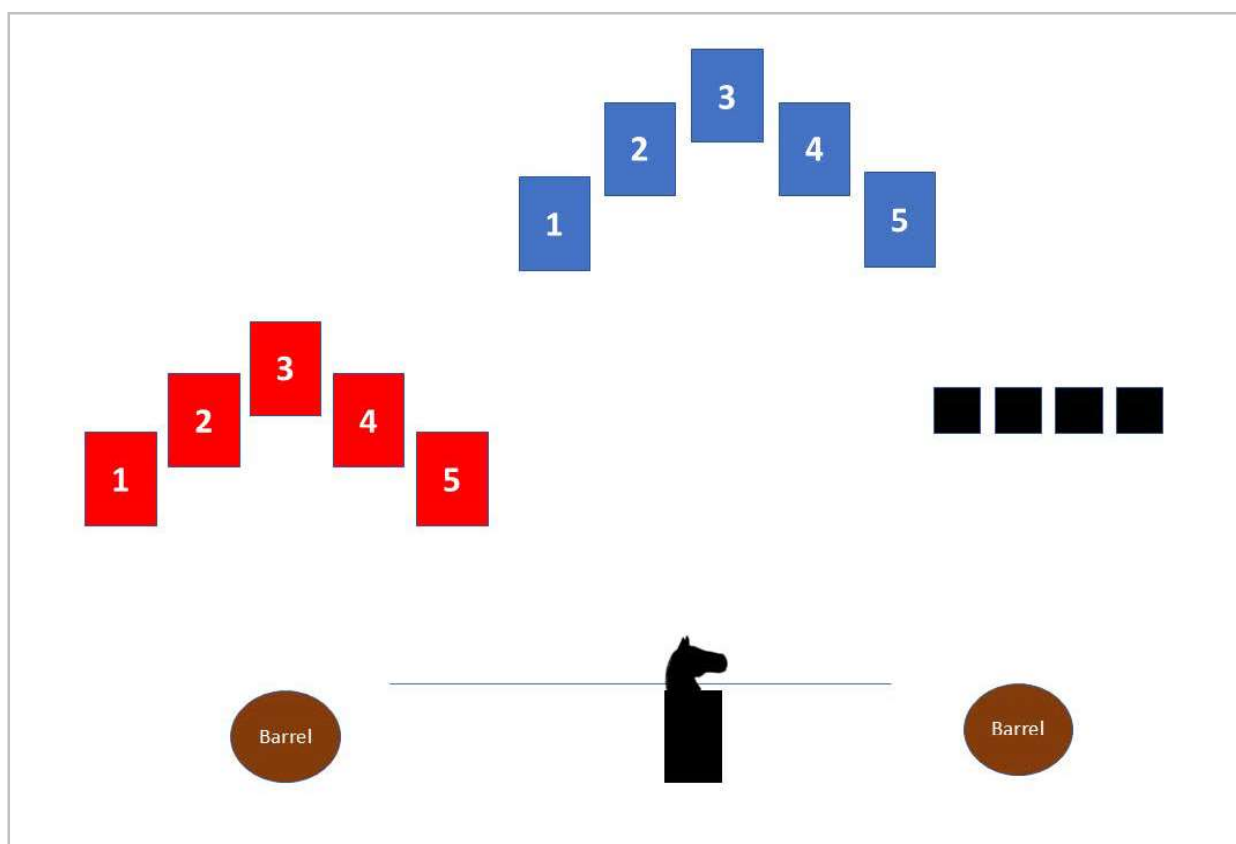
Additional Instructions:

Stage 3

Rifle 13 Yards

Shotgun 8 yards

Revolver 7 yards



Round Count 10 revolver, 10 rifle, 4+ shotgun

Staging: Revolvers holstered, rifle staged on "reindeer", shotgun staged on right barrel

Gun order: Shotgun, Rifle, revolvers

Starting Position: Standing behind right barrel, one hand on shells ,other hand on shotgun

Starting line: "I ain't gettin' nothin' for Christmas!"

After the beep:

Shotgun From behind right barrel, shoot knockdowns in any order until down.

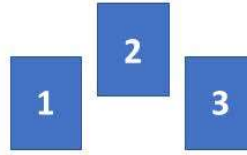
Rifle Standing to left of "reindeer" shoot far targets by single tapping a bottom target then single tap each target, alternating sides ending on top center target. For example, R1-R5-R2-R4-R5, repeat.

Revolvers From behind left barrel, shoot close targets following rifle instructions.


Additional Instructions:

Stage 4

Rifle 13 Yards



Shotgun 8 yards



Revolver 7 yards



Round Count 10 revolver, 10 rifle, 4+ shotgun

Staging: Revolvers holstered, rifle staged on "reindeer", and shotgun staged on right barrel

Gun order: Revolvers, rifle, shotgun

Starting Position: Behind left barrel, hands on hips, thumbs touching gun belt

Starting line: "Pretty sure I'm on the naughty list."

After the beep:

Revolvers From behind left barrel, double-tap center target then sweep across all three targets from either direction. Repeat.

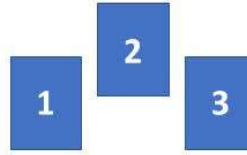
Rifle From left or right of reindeer, repeat revolver instructions

Shotgun Engage all four targets until down.


Additional Instructions:

Stage 5


Rifle 13 Yards



Shotgun 8 yards



Revolver 7 yards



Round Count 10 revolver, 10 rifle, 4+ shotgun

Staging: Revolvers holstered, rifle staged on "reindeer" and shotgun staged on right barrel

Gun order: Rifle not last

Starting Position: Behind barrel or reindeer, hands on hat

Starting line: "Nah, Santa still loves me!"

After the beep:

Revolvers From behind barrel, alternate single taps on the two outside targets for 4 rounds then single tap the center target. Repeat

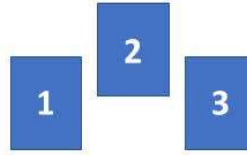
Rifle From behind table, repeat revolver instructions.

Shotgun Engage all four targets until down.


Additional Instructions:

Stage 6

Rifle 13 Yards



Shotgun 8 yards



Revolver 7 yards



Round Count 10 revolver, 10 rifle, 4+ shotgun

Staging: Revolvers holstered, rifle staged on "reindeer" and shotgun staged on barrel

Gun order: Shotgun, rifle, revolvers

Starting Position: Behind right barrel, one hand on shotgun shells, other hand holding shotgun

Starting line: "Merry Christmas, everyone!"

After the beep:

Shotgun Engage all four targets until down.

Rifle From left or right of reindeer, engage the targets in a 2-6-2 sweep starting on either end.

Revolvers From behind left barrel, repeat rifle instructions

Additional Instructions: