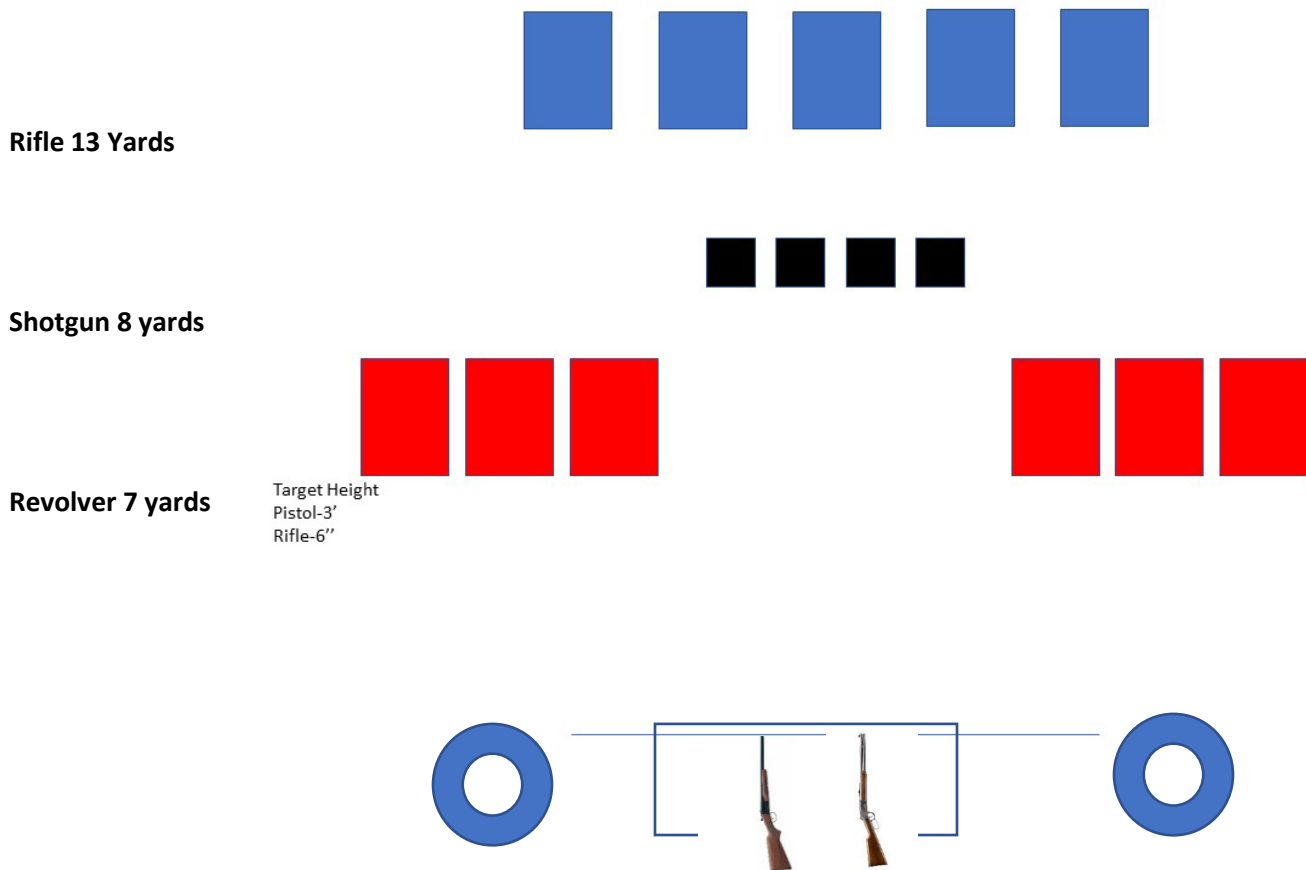


## STAGE 1



Round count – 10 Revolver, 10 Rifle, 4+ Shotgun

Staging - Revolvers holstered, rifle and shotgun staged on table ?

Gun order - Revolvers first

Starting position –Behind left or right barrel, revolver(s) in hand

Starting line: “ Ever been to New Orleans?”

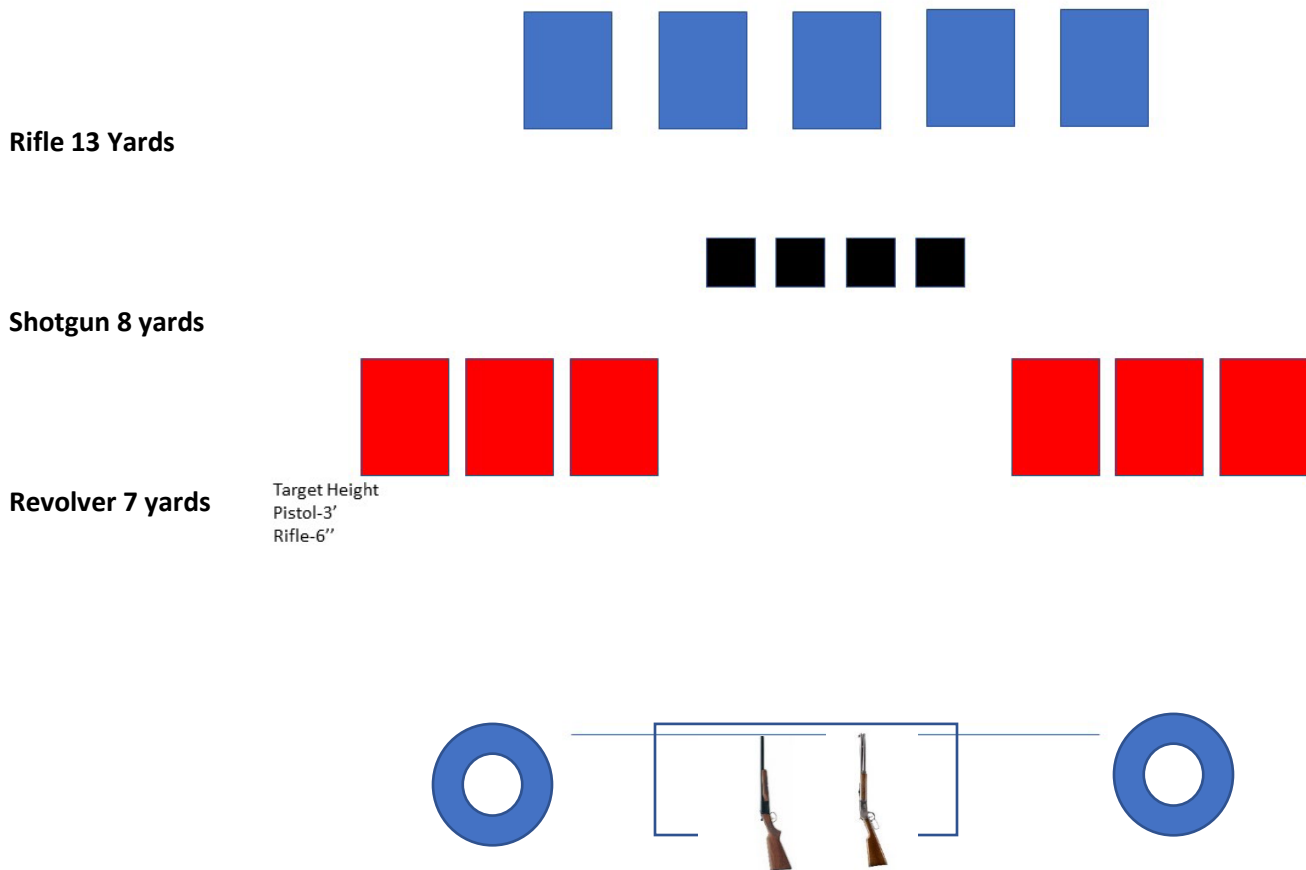
After the beep –

Revolvers: Shooting between uprights, engage targets with a double-tap Nevada sweep starting from the right if shooting from the right barrel, starting from the left if shooting from the left barrel.

Rifle: With at least one foot behind the table, engage the far targets with a double-tap sweep starting from either end.

Shotgun: Engage knockdowns in any order until down.

## STAGE 2



Round count – 10 Revolver, 10 Rifle, 4+ Shotgun

Staging - Revolvers holstered, rifle and shotgun staged on table ?

Gun order - Shotgun, rifle, revolvers

Starting position –Behind table, one hand on shotgun, other hand on shells

Starting line: “ Who hasn’t?”

After the beep –

Shotgun: Engage knockdowns in any order until down.

Rifle: With at least one foot behind the table, engage the far targets by double-tapping the end targets, then double-tapping the inside targets then double-tapping the center target.

Revolvers: Shooting between uprights behind left or right barrel, double-tap the outside targets then double tap the center target then double-tap the outside targets

### STAGE 3

Rifle 13 Yards



Shotgun 8 yards



Revolver 7 yards



Round count – 10 Revolver, 10 Rifle, 4+ Shotgun

Staging - Revolvers holstered, rifle and shotgun staged on table

Gun order - Revolvers, rifle, shotgun, revolvers

Starting position – Starting behind left or right barrel, hands on hips

Starting line – “What’s this “Mardiss Grass?”

After the beep –

1<sup>st</sup> Revolver: From between uprights, engage targets with a 1-3-1 sweep from either direction then move to center table

Rifle: With at least one foot behind table, engage far targets with two independent 1-3-1 sweeps starting from either direction

Shotgun: Engage knockdowns in any order until down.

2<sup>nd</sup> Revolver: From between uprights, engage targets with a 1-3-1 sweep from either direction

## STAGE 4

Rifle 13 Yards



Shotgun 8 yards



Revolver 7 yards

Target Height  
Pistol-3'  
Rifle-6"



Round count - 10 Revolver, 10 Rifle, 4+ Shotgun

Staging – Revolvers holstered, shotgun and rifle stage on table.

Gun order - Shooter's choice

Starting position – Behind table, hands on hat.

Starting line – “You mean Mardis Gras?”

After the beep – Starting with gun of choice. Revolvers may be shot from left or right barrel.

Revolvers: Engage targets with a 3-4-3 sweep starting from either end from between uprights.

Rifle: Repeat revolver instructions

Shotgun: Any four knockdowns until down.

## STAGE 5

Rifle 13 Yards



Shotgun 8 yards



Revolver 7 yards

Target Height  
Pistol-3'  
Rifle-6"



Round count - 10 Revolver, 10 Rifle, 4+ Shotgun

Staging – Revolvers holstered, shotgun and rifle stage on table.

Gun order - Rifle first

Starting position – Behind table, rifle at the ready

Starting line – “That’s when crazy parades down the street”

After the beep – Revolvers may be shot from left or right barrel.

Rifle: Engage far targets by quad-tapping the center target then triple-tapping each end target.

Revolvers: From left or right barrel, engage targets using rifle instructions

Shotgun: Any four knockdowns until down.

## STAGE 6

Rifle 13 Yards





Shotgun 8 yards



Revolver 7 yards

Target Height  
Pistol-3'  
Rifle-6"



Round count - 10 Revolver, 10 Rifle, 0+ Shotgun

Staging – Revolvers holstered, shotgun and rifle stage on table.

Gun order - Revolvers, rifle, shotgun

Starting position – Behind left or right barrel, hands at low surrender

Starting line – “Just give me some King cake!”

After the beep – Revolvers may be shot from left or right barrel.

Revolvers: From left or right barrel, engage stationary targets with a 1-2-1 sweep then engage a knockdown. Repeat.

Rifle: Engage far targets following revolver instructions.

Shotgun Any remaining knockdowns until down..