

# O.K. CORRAL OUTLAWS

## FEBRUARY 2025 SHOOTOUT



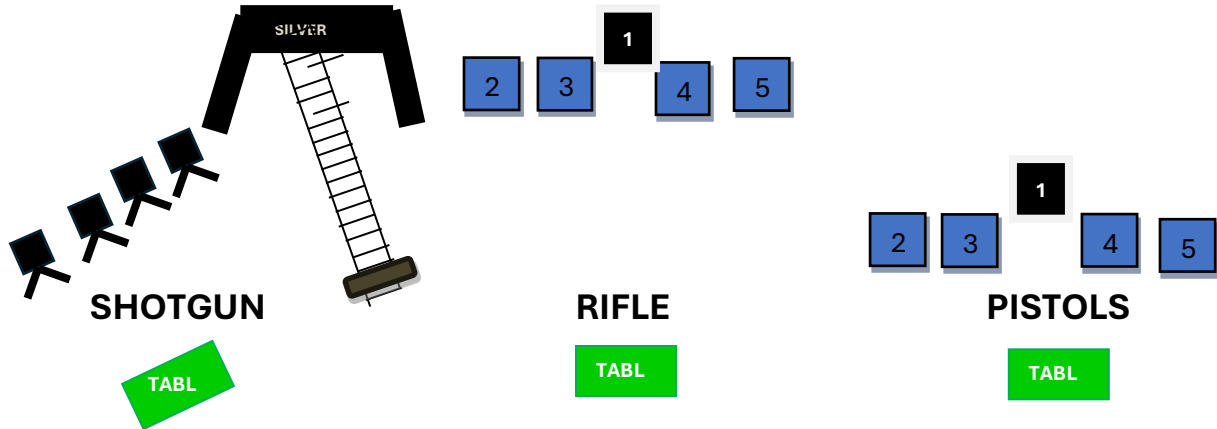
MATCH DIRECTOR

POLECAT JOE

START LINES FROM THE MOVIE

CROSSFIRE TRAIL

## STAGE ONE---THE SILVER MINE



Pistols---10 Rds---Holstered  
Rifle-----10 Rds---On center table  
Shotgun---4+-----On left table  
Gun Order---Shotgun/Rifle/Pistols

## PROCEDURE

Standing at the left table with hands at sides, the start line from Beau is “**You shot me**”

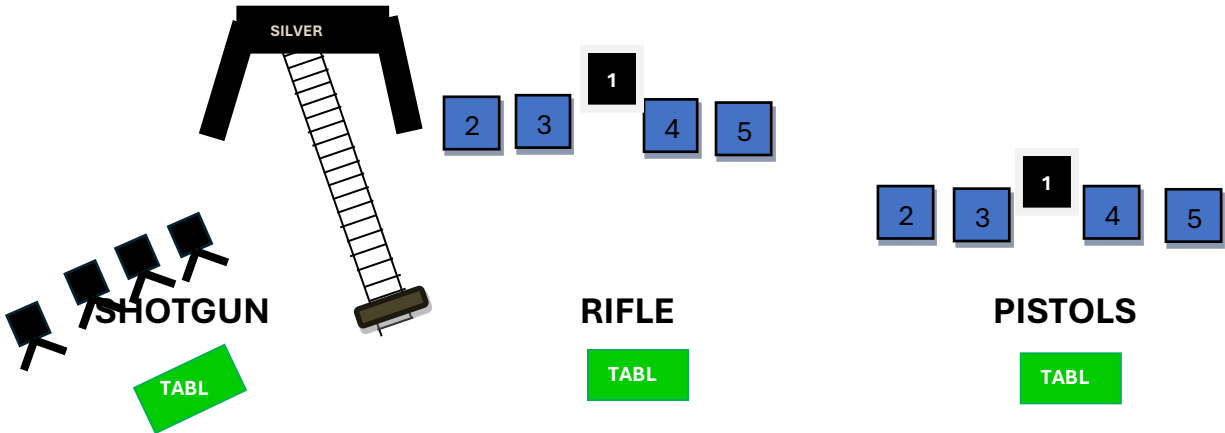
**ATB**

**SHOTGUN:** Engage the shotgun poppers until down

**RIFLE:** Engage the rifle targets with a pendulum sweep from either end but starting and ending on the center black target (**EX. 1-2-3-4-5-5-4-3-2-1** )

**PISTOLS:** Engage the pistol targets with the rifle instructions.

## STAGE TWO---THE SILVER MINE



**Pistols---10 Rds---Holstered**  
**Rifle---10 Rds---On center table**  
**Shotgun---4+---On left table**  
**Gun Order---Pistols/Rifle/Shotgun**

### PROCEDURE

Standing at the right table with hands on hat, the start line from Rock is  
**“God invented whiskey to keep the Irish from ruling the world “**

**ATB**

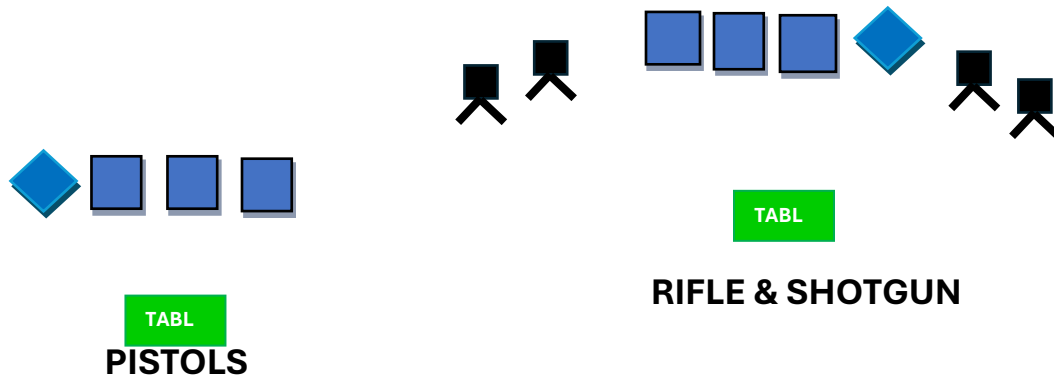
**PISTOLS:** Double tap the pistol targets in any order.

**RIFLE:** Engage the rifle targets with the pistol instructions.

**SHOTGUN:** Engage the shotgun poppers until down.



### STAGE THREE---THE CORRAL



Pistols---10 Rds---Holstered  
Rifle-----10 Rds---On right table  
Shotgun---4+---On right table  
Gun order---Pistols/Rifle/Shotgun

### PROCEDURE

Standing behind the left table with both thumbs in back pockets, the start line from Rafe is "**Today wasn't my day to die** "

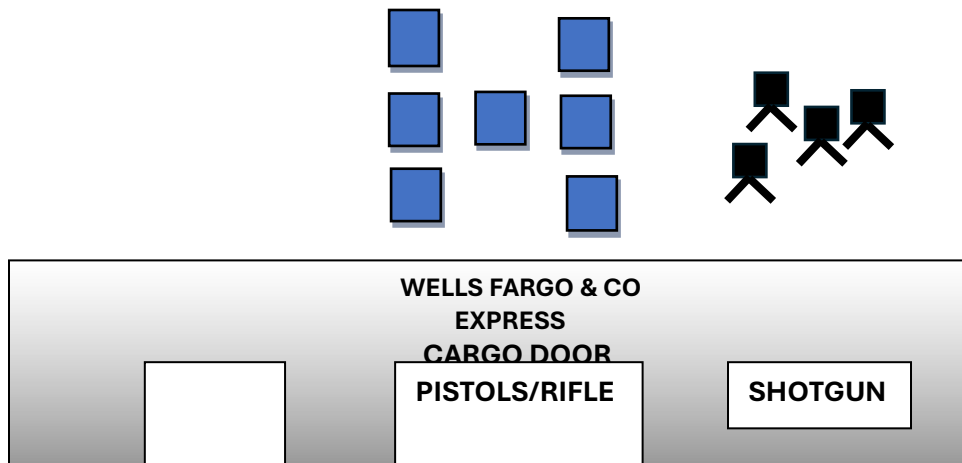
#### **ATB**

**PISTOLS:** For the first 5 Rds, engage the pistol targets from the left with a **2-1-1-1 sweep**. Repeat for the second 5 Rds.

**RIFLE:** For the first 5 Rds engage the rifle targets from the right with a **2-1-1-1 sweep**. Repeat for the second 5 Rds.

**SHOTGUN:** Engage the shotgun poppers until down.

## STAGE FOUR---WELLS FARGO



**Pistols---10 Rds --Staged in cargo door**

**Rifle-----10 Rds---In cargo door**

**Shotgun---4+-----In right window**

**Gun order---Rifle not last**

### Procedure

Standing at the cargo door with hands on table, the start line from Joe is  
**"He's tougher than the back wall of a shooting gallery"**

**ATB**

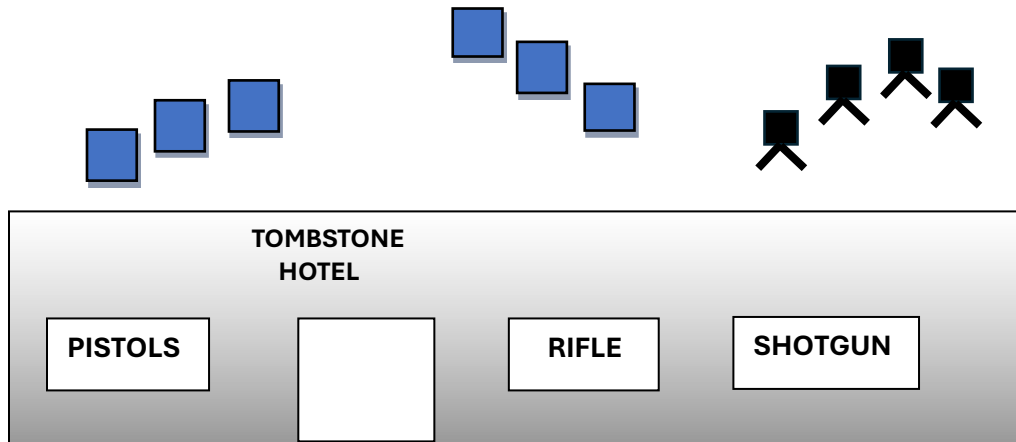
#### **IF PISTOLS:**

With first 5 Rds, engage bottom left target diagonally to the upper right target with a 2-1-2 sweep. For second 5 Rds, repeat using the bottom right target diagonally to the upper left target.

**IF RIFLE:** Engage horizontal center targets from either end with a 4-2-4 sweep.

**IF SHOTGUN:** Engage shotgun poppers until down.

## STAGE FIVE---THE TOMBSTONE HOTEL



**Pistols---10 Rds---Holstered**  
**Rifle-----10 Rds---In center window**  
**Shotgun---4+-----In right window**  
**Gun order---Shotgun/Rifle/Pistols**

### PROCEDURE

At the left window with one hand on an empty, open shotgun and the other hand on ammo, the start line from Joe is “ **Mind your elders boy** “.

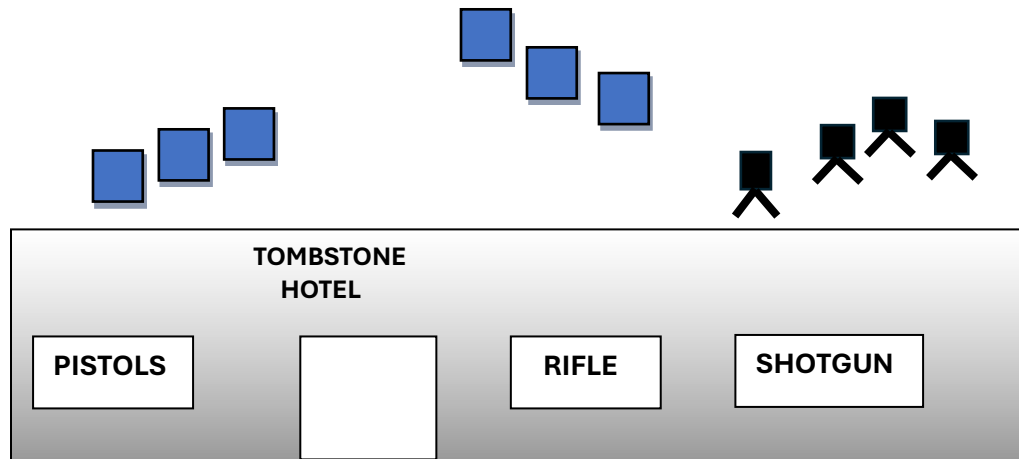
**ATB**

**SHOTGUN:** Engage the shotgun poppers until down.

**RIFLE:** For the first 5 Rds, engage the rifle targets from the either end with a **Cha-Cha sweep. (1-2-1-2-3)** and repeat for the second 5 Rds.

**PISTOLS:** Engage the pistol targets with the rifle instructions **(1-2-1-2-3)** and repeat.

## STAGE SIX---THE TOMBSTONE HOTEL



**Pistols---10 Rds---Holstered**

**Rifle-----10 Rds---In center window**

**Shotgun---4+-----In right window**

**Gun order--- Pistols/Rifle/Shotgun**

## PROCEDURE

At the right window in a Texas surrender, the start line from Langston is **"They're thick as flies on a bull's ass"**

**ATB**

**PISTOLS:** Engage the center target with 2 Rds, then an outside target with 3 Rds and then the opposite outside target with 5 Rds.

**RIFLE:** Engage the rifle targets with the pistol instructions.

**SHOTGUN:** Engage the shotgun poppers **from the right** until down.